



PHOTOS



Hot and cold washer lines attached to hose bibs




Washer lines attached to hose mixing valve from Home Depot



CPVC shower head



Rubber mat from Lowe's to stand on during shower



Shower head

I still have to make some kind of stand or figure away to hang the shower but I guess how you rig it depends on where you are camped. All of it probably cost around a \$100. The washer hose was difficult to get through a hole that was already in the floor but it can be done.

All supply fittings are 1/2 Iron pipe thread and you have to convert to 3/4 hose thread at the tee.

Cool thing is I didn't have to cut a hole in the skin. It takes about 2-3 hours once you have all the parts. Parts are the hardest thing.