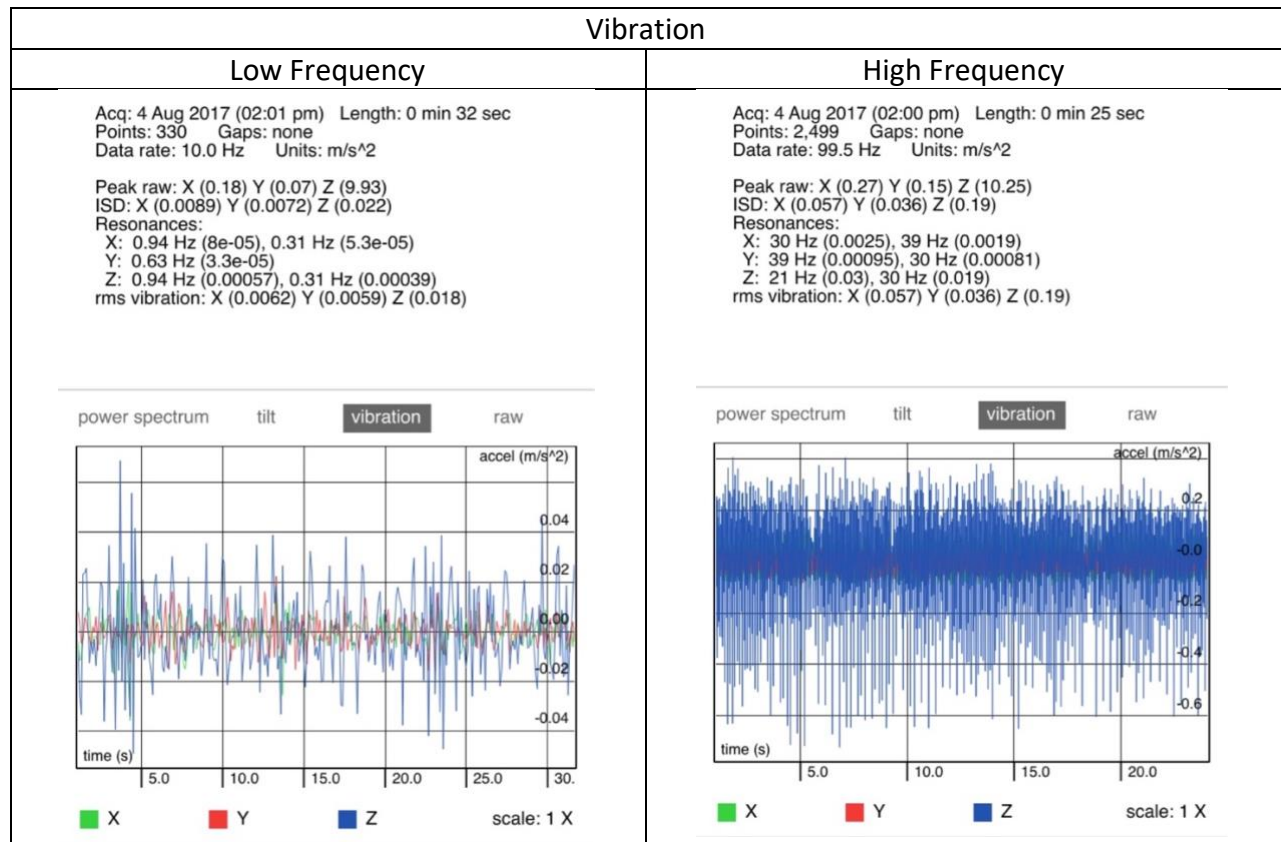



## 2016 AI GT Generator Interior Noise Reduction

**Baseline readings.** Generator hanger partially isolated from van frame with 1/8" rubber washers installed in 2016. Generator also has Onan resonator installed. Sound measured with iPhone placed on center of lounge sofa and curbside exterior wheel well. Vibration measured with iPhone placed on the floor between lounge sofa and table stand.



## 2016 AI GT Generator Interior Noise Reduction

**Onan Under Mount Bracket Isolation.** 1/8" rubber washers removed (from previous experiment) and neoprene rubber seal washers with stainless steel backing installed between the Genset under mount bracket and van frame as well as between the hanger bracket and nut and 3/8 washer - neoprene side facing the bracket. Heat shrink tubing was placed around the hanger bolt to isolate bolt from bracket.



GRAINGER APPROVED

Washer, Neoprene, 18-8, 1/2 In, Pk10

Item # 4MZT3

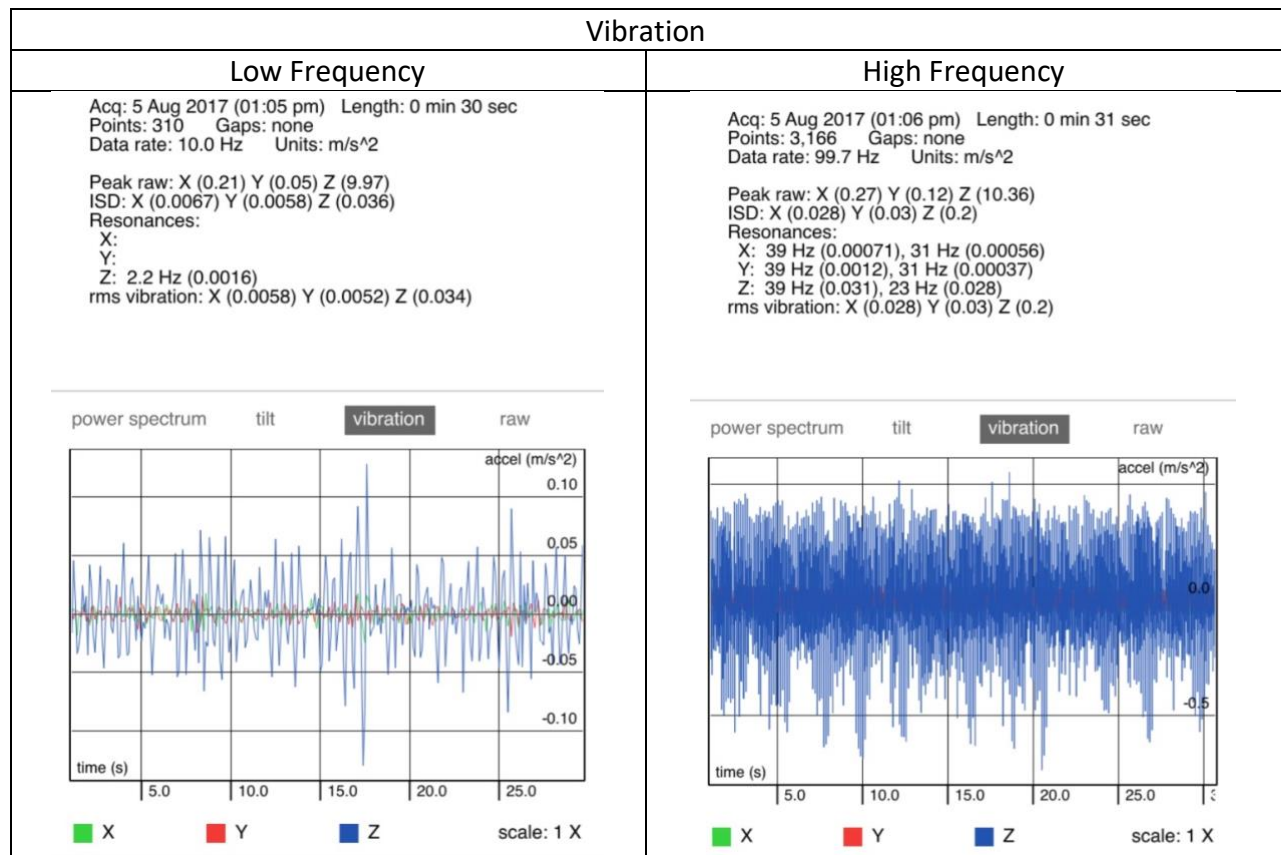
Price \$9.13 / each

**Generator to Hanger Isolation.** Neoprene Rubber Seal washers with Stainless Steel backing were installed between the Genset hanger bracket and the generator as well as between the generator bolt. Neoprene side facing the bracket. Heat shrink tubing was placed around the hanger bolt to isolate bolt from bracket.

**Dynamat.** Installed Dynamat Hoodliner (Polyether Urethane Based thermo-acoustic foam with a Reinforced Aluminized Facing and Pressure Sensitive Adhesive) on the generator exterior faces (rated for -40°F to +225°F. Installed Dynamat Xtreme to the exterior of the Genset under mount hanger plate



# 2016 AI GT Generator Interior Noise Reduction





## 2016 AI GT Generator Interior Noise Reduction

2018 update. Discovered one of the rubber pads on the bottom of the generator actually vibrating against the bottom pan (see contact point in photo). Fabricated a sleeve with high temp tape, heat shrink and rubber bike tube. Materially reduced low frequency vibration and no more rattling noise.

