AIRSTREAM

ELECTRICAL

952889

LET	DATE	P.C.R.	REVISION RECORD	BY
-	2/07	E-00159	Production Release	MI
A	4/07	E-00159	1ST. PROD. CHANGES	MI
B	6/07	E-00159	ADDITIONAL PRODUCT CHANGES	MI

STD: BREAKER LABEL

20AMP-REFER. & GFI RECEPT'S GFI
20AMP-MICRO. RECEPT.
(B) 20AMP-DINETT. RECEPT'S
20AMP-A/C
30AMP-MAIN

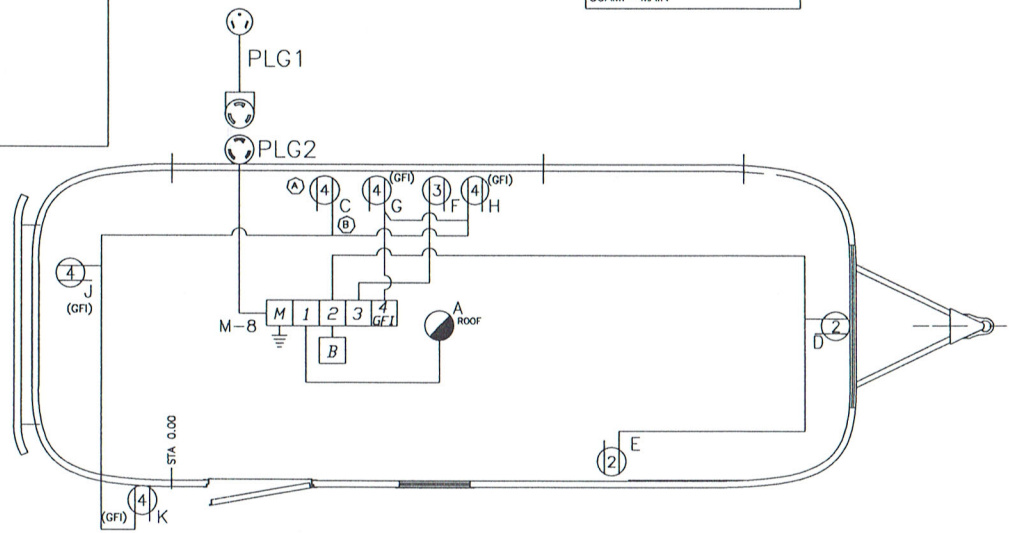

BREAKER LAYOUT

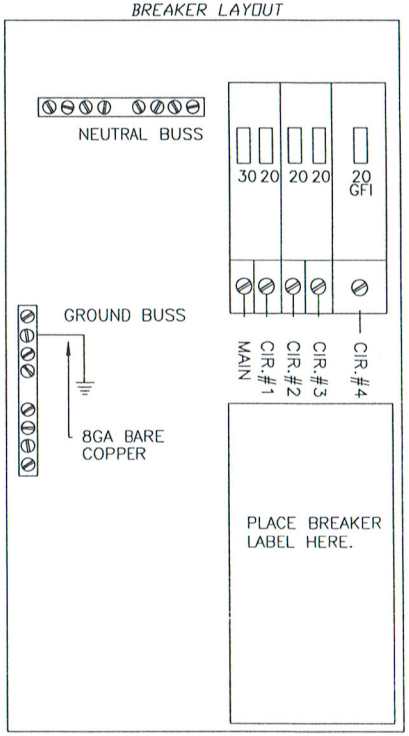

M-8 POWER CENTER
MAIN, 30 AMP. HACR BREAKER, 10-2 ROMEX W/GRD.

CIRCUIT 1, 20 AMP. HACR BREAKER, 12-2 ROMEX W/GRD.

A. AIR CONDITIONER	13.8 AMPS.

(A)(B) CIRCUIT 2, 20 AMP. HACR BREAKER, 12-2 ROMEX W/ GRD.

B. CONVERTER WIRED DIRECT	8.0 AMPS.
D. DINETTE RECEPT. (DUPLEX)	1.5 AMPS.
E. DINETTE NIGHTSTAND RECEPT. (DUPLEX)	1.5 AMPS.
TOTAL	11.0 AMPS.

CIRCUIT 3, 20 AMP. HACR BREAKER, 12-2 ROMEX W/ GRD.

F. MICROWAVE OVEN (SINGLE RECEPT.)	12.0 AMPS.
TOTAL	12.0 AMPS.

CIRCUIT 4, 20 AMP. GFIC BREAKER, 12-2 ROMEX W/ GRD.

G. REFER. RECEPT (SINGLE)	2.7 AMPS.
H. GALLEY RECEPT.	1.5 AMPS.
(B) C. MAIN AREA TV RECEPT. (DUPLEX)	1.5 AMPS.
J. BATH RECEPT.	1.5 AMPS.
K. OUTSIDE RECEPT.	1.5 AMPS.
TOTAL	8.7 AMPS.

NOTE:

HARNESS CONNECTION CHART		
SYM.	DRAWING# (*1)	
	AIRSTREAM #	DESCRIPTION
H0	511871	Tail & Clearance Harn.
H1	510907	Front Clearance Harn.
H2	512241	Curb Side Ceil'g Harn.
H3	512240	Road Side Ceil'g Harn.
H4	512240	Road Side Ceil'g Harn.

*1) THE HARNESS CHART ONLY SHOWES THE BASE DRAWING NUMBER WITHOUT REVISION.

	ITEM	PART NUMBER	DESCRIPTION	QTY	UM
	K	# 510676-01	OUTLET, EXTERIOR, 120 VOLT, GR	1	EA
(B)	H, J	# 511814-02	PLATE-DECORATOR 1 GANG GRAY	2	EA
(B)	H, J	# 511814-01	RECEPTACLE-DUPLEX GRAY SELF CON.	2	EA
	G	# 511207	RECEPTACLE SINGLE 15 AMP	1	EA
	F	# 511451-02	RECEPTACLE 20A SINGLE BROWN XL	1	EA
	C, D, E, H	# 500563-01	RECEPTACLE, 15A 125V WHT	4	EA
	A	# 690586-02	A/C-CARRIER LOV PROFILE BLOWER	1	EA
	A	# 690586-01	A/C-CARRIER LOV PROFILE 13,500BTU	1	EA
(B)	4 (GFIC BREAKER)	# 510564-06	BREAKER, TYPE BR, 20GFI,#GFCB-	1	EA
(B)	2 & 3 (RANDOM BREAKER)	# 510564-04	BREAKER,TYPE BRD, BD 20-20	1	EA
(B)	M & 1 (RANDOM BREAKER)	# 510564-05	BREAKER, TYPE BRD, BD 30-20	1	EA
	(M-B, B)	# 512237	POWER CENTER-110V/12V VFCO BLK	1	EA
	PLG2	# 511416-02	POWER INLET,30A,125V,MALE - GR	1	EA
(B)	PLG1	# 511416-03	POWER CORD 30 AMP CSA 30FT	1	EA

TOLERANCES ±

NEXT ASS'Y

Airstream

FIRST USAGE: 22FT SPORT

DRAWN BY MI

APPROVED BY

TITLE 30A 110V LAYOUT USA

SCALE N.T.S. | DATE 03.1.07 | DRAWING NUMBER 952889 | D | REV. B

952885S2

LET	DATE	P.C.R.	REVISION RECORD	BY

SEE SHEET #1 FOR REVISION HISTORY

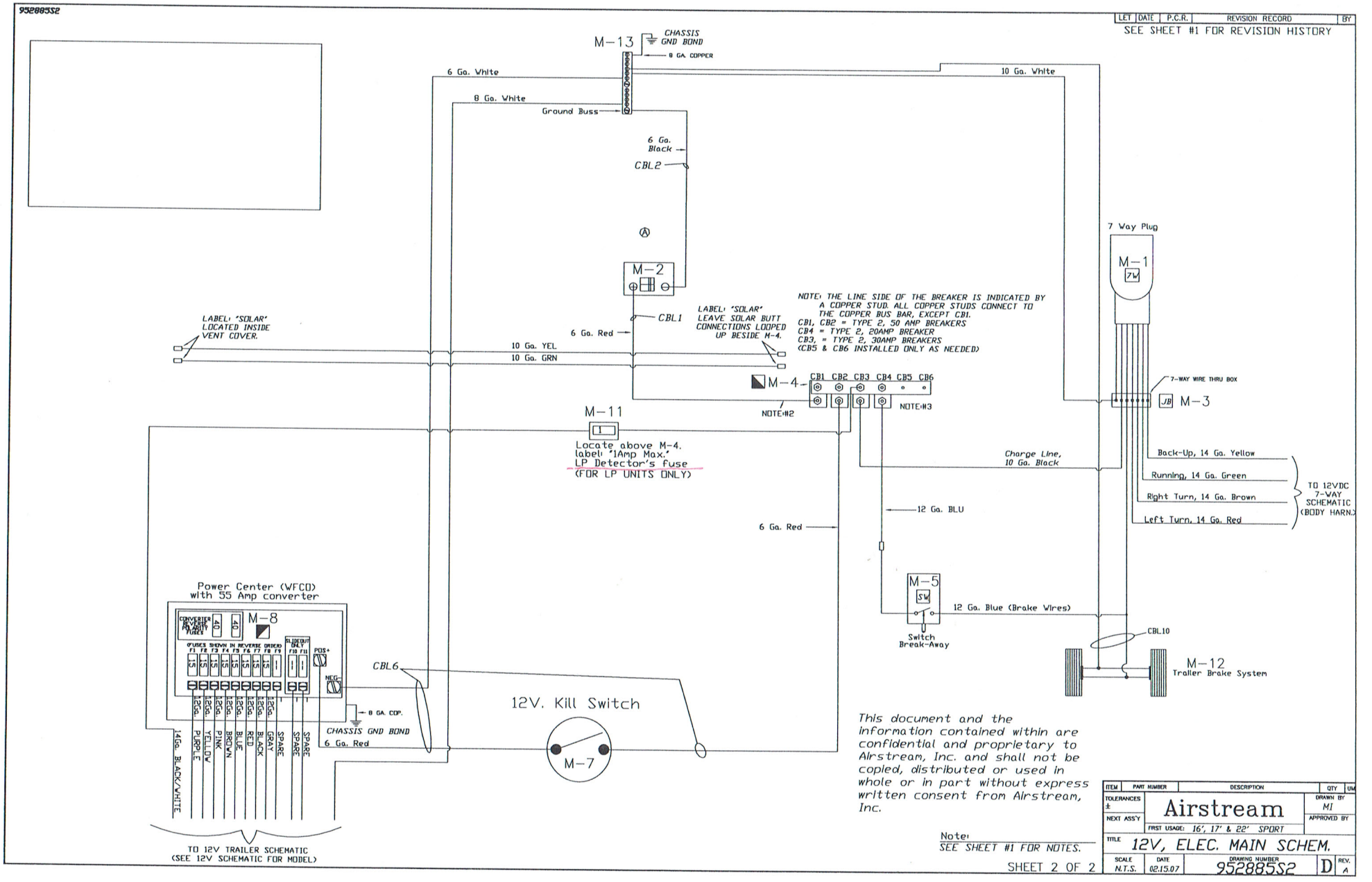

This document and the information contained within are confidential and proprietary to Airstream, Inc. and shall not be copied, distributed or used in whole or in part without express written consent from Airstream, Inc.

Note:
SEE SHEET #1 FOR NOTES.

SHEET 2 OF 2

ITEM	PART NUMBER	DESCRIPTION	QTY	UM

TOLERANCES ±

NEXT ASS'Y

Airstream

FIRST USAGE: 16', 17' & 22' SPORT

DRAWN BY MI

APPROVED BY

TITLE 12V, ELEC. MAIN SCHEM.

SCALE	DATE	DRAWING NUMBER	REV.
N.T.S.	02.15.07	952885S2	D A

952888S2

LET	DATE	P.C.R.	REVISION RECORD	BY
SEE SHEET #1 FOR REVISIONS.				

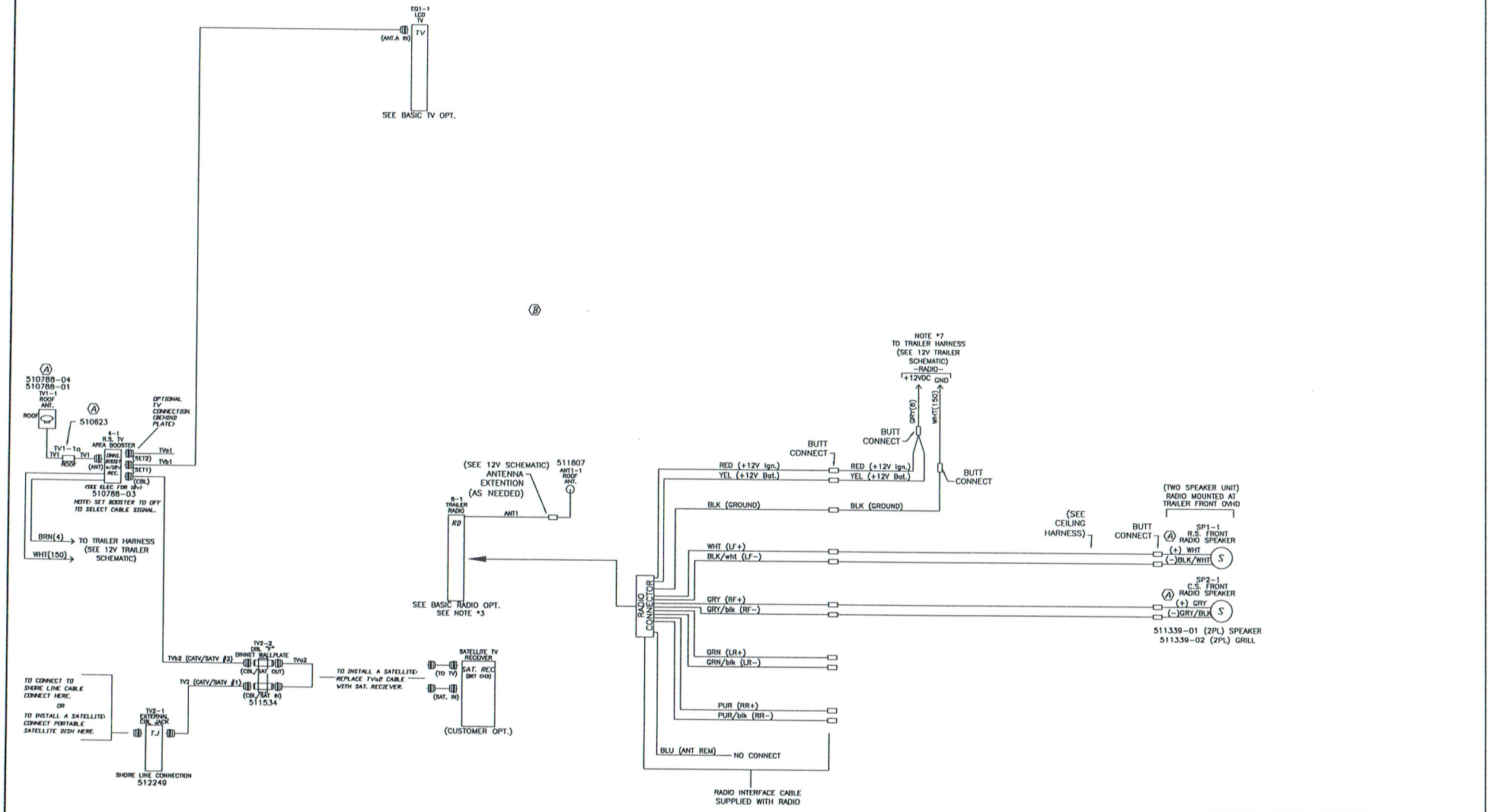

Note:
SEE SHEET #1 FOR NOTES.

SHEET 2 OF 2

ITEM	PART NUMBER	DESCRIPTION	QTY	UM

TOLERANCES ±	Airstream	DRAWN BY MI
NEXT ASS'Y	FIRST USAGE: 17' & 22' SAFARI SPORT	APPROVED BY
TITLE	SCHEMATIC, BASIC A/V	
SCALE N.T.S.	DATE 3/9/07	DRAWING NUMBER 952888S2 D REV. B

952794S1

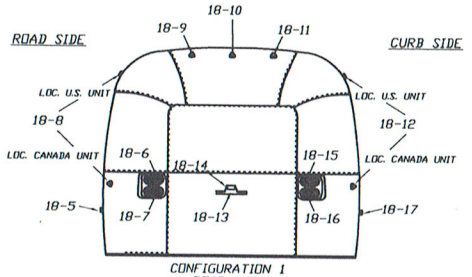

CONFIGURATION 1
REAR VIEW

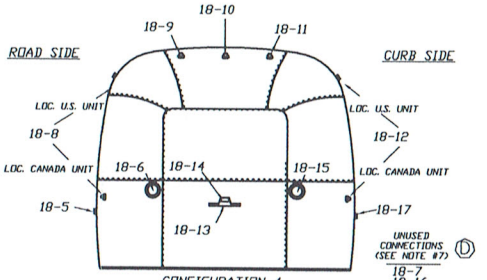

CONFIGURATION 4
REAR VIEW C

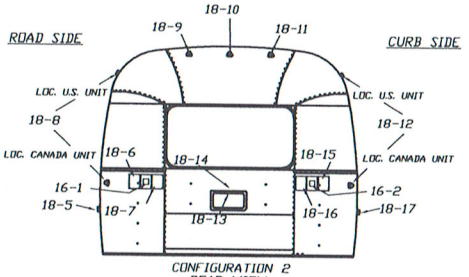

CONFIGURATION 2
REAR VIEW

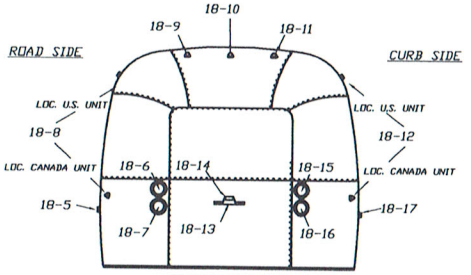

CONFIGURATION 3
REAR VIEW

G:\Data\PIC\500886.JPG

LET	DATE	E.C.N.	REVISION RECORD	BY
-	4/05	-	PROD. REL	MI
A	6/06	E-00068	LED LIGHT UPDATE	MI
B	8/06	E-00068	UPDATED CALC. TABLE.	MI
C	3/07	E-00159	ADD CONF.#4	MI
D	4/07	E-00159	ADD NOTE #7, & #8	MI
E	5/07	T-01624	UPDATE PLATE HOLDER PN#511407	MI/KP
F	10/07	T-00210	NEW LED TEARDROP LTS	MI
G	7/08	T-02177	NEW TAIL/CLEAR. HARN. REL.	MI
H	1/10	T-02574	NEW LED OVAL 6" TAIL LT	MI

NOTE:
#1. ALL WIRE TO BE 105C, TEW, UL/CSA LISTED
#2. GROUND WIRES (CKT. 150) TO BE WHITE.
#3. INSULATE TERMS. WITH ELEC. TAPE IF UNUSED TO PREVENT SHORTING.
#4 SEE DRAWING 511871-CURRENT FOR TAIL HARNESS, AND DRAWING 510907-CURRENT FOR FRONT HARNESS.
#5 THE WHITE COMMON FOR CONFIGURATION #2 INCLUDES THE 54 WATTS FOR THE BACK-UP LIGHTS ON THE CLASSIC.
#6 THE FUTURE CAMERA LOAD AND SIDE CLEARANCE/ MARKERS LIGHTS ARE INCLUDED IN CALCULATIONS.
D #7 REMOVE UNUSED TAIL LIGHT CONNECTORS FROM HARNESS 511871 AND BUTT SPLICE TO AVOID SHORTS.
D #8 SEE SHELL DRAWINGS FOR ACTUAL PHYSICAL DIMENSIONS.
D #9 THIS LIGHT ASSEMBLY IS ONLY REQUIRED ON THE CLASSIC MODEL TRAILER LINE.

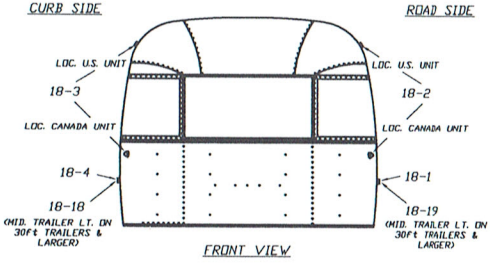

FRONT VIEW

SHEET 1 OF 2

ITEM	PART NUMBER	DESCRIPTION	QTY	UM

TOLERANCES ±N/A

NEXT ASS'Y

Airstream

PRODUCT LINE TRAILER

DRAWN BY M.A.I.

APPROVED BY

TITLE SCHEMATIC, 12VDC 7-WAY

SCALE	DATE	DRAWING NUMBER		REV.
N/A	04/13/05	952794S1	B	H

95279 4S2

LET	DATE	E.C.N.	REVISION RECORD	BY

SEE SHEET #1 FOR REVISIONS

LOAD CHART IS SEPARATED BY CONFIGURATION. (SEE SHEET #1 FOR CONFIGURATION NUMBER) Ⓒ Ⓕ

CONF.#	TAIL LIGHTS Ⓗ A/S PN#	QTY	TAIL LIGHTS DESCRIPTION	WATTS (PER LT.) STOP LT	TAIL LT	LICENSE PLATE LT. A/S PN#	QTY	LICENSE PLATE LIGHTS DESCRIPTION	WATTS LIC. LT	NOTE *6 GRN CIR. TOTAL	RED CIR. TOTAL	BRN CIR. TOTAL	NOTE *5 WHT CIR. TOTAL
1	512425	4	TAILLIGHT-LED OVAL 6"	5W	0.5W	Ⓔ 511407	1	LIC. PLATE HOLDER W/LT (C168)	4W	8.5W	10W	10W	32.5W
2	511973	4	LIGHT- STOP/TAIL/TURN LED TRL	10.5W	1W	511294	1	LIGHT LICENSE PLATE	7W	10.5W	21W	21W	59.5W
3	511860-01	4	LIGHT-4" ROUND LED RED #L15-0001	3.5W	0.5W	Ⓔ 511407	1	LIC. PLATE HOLDER W/LT (C168)	4W	8.5W	7W	7W	26.5W
4	511860-01	2	LIGHT-4" ROUND LED RED #L15-0001	3.5W	0.5W	511407	1	LIC. PLATE HOLDER W/LT (C168)	4W	7.5W	3.5W	3.5W	18.5W

CLEARANCE/MARKER LIGHTS

	A/S PN#	QTY	DESCRIPTION	WATTS PER. LT	SUB-TOTAL WATTS
Ⓕ	512226	4	MARKERLIGHT-AMBER TEARDROP(LED)	0.5W	2W
	512227	9	MARKERLIGHT-RED TEARDROP(LED)	0.5W	4.5W

TOTAL CLR. LTS. WATTS = 6.5W

ⒻⒹⒼ 7-WAY PARTLIST

18-13	*	SEE LOAD CHT	SEE LOAD CHART (LIC.) PER CONF.#	CHART	EA
FOR 30FT & GREATER) 18-18, 18-19	*	512227	MARKERLIGHT-RED TEARDROP (LED)	2	EA
18-5, 18-8\18-12, 18-17	*	512227	MARKERLIGHT-RED TEARDROP (LED)	7	EA
18-6, 18-7, 18-15, 18-16	*	SEE LOAD CHT	SEE LOAD CHART (TAIL) PER CONF.#	CHART	EA
18-1\18-4	*	512226	MARKERLIGHT-AMBER TEARDROP (LED)	4	EA
(CLASSIC ONLY) 16-1, 16-2	*	511003-03	LIGHT-RED CLSS*A*REFLEX W/CLEA	(#9) 2	EA
(CLASSIC & SPORT ONLY) CBL-1T	*	511871-*	HARNESS, TAIL & CLEARANCE	1	EA
(INT. & FLY CLD ONLY) CBL-1T	*	512349-*	HARNESS, TAIL & CLEARANCE	1	EA
CBL-1C	*	510907-*	HARNESS, FRONT CLEARANCE	1	EA

-* = PRODUCTION USE MOST CURRENT HARNESS REVISION.

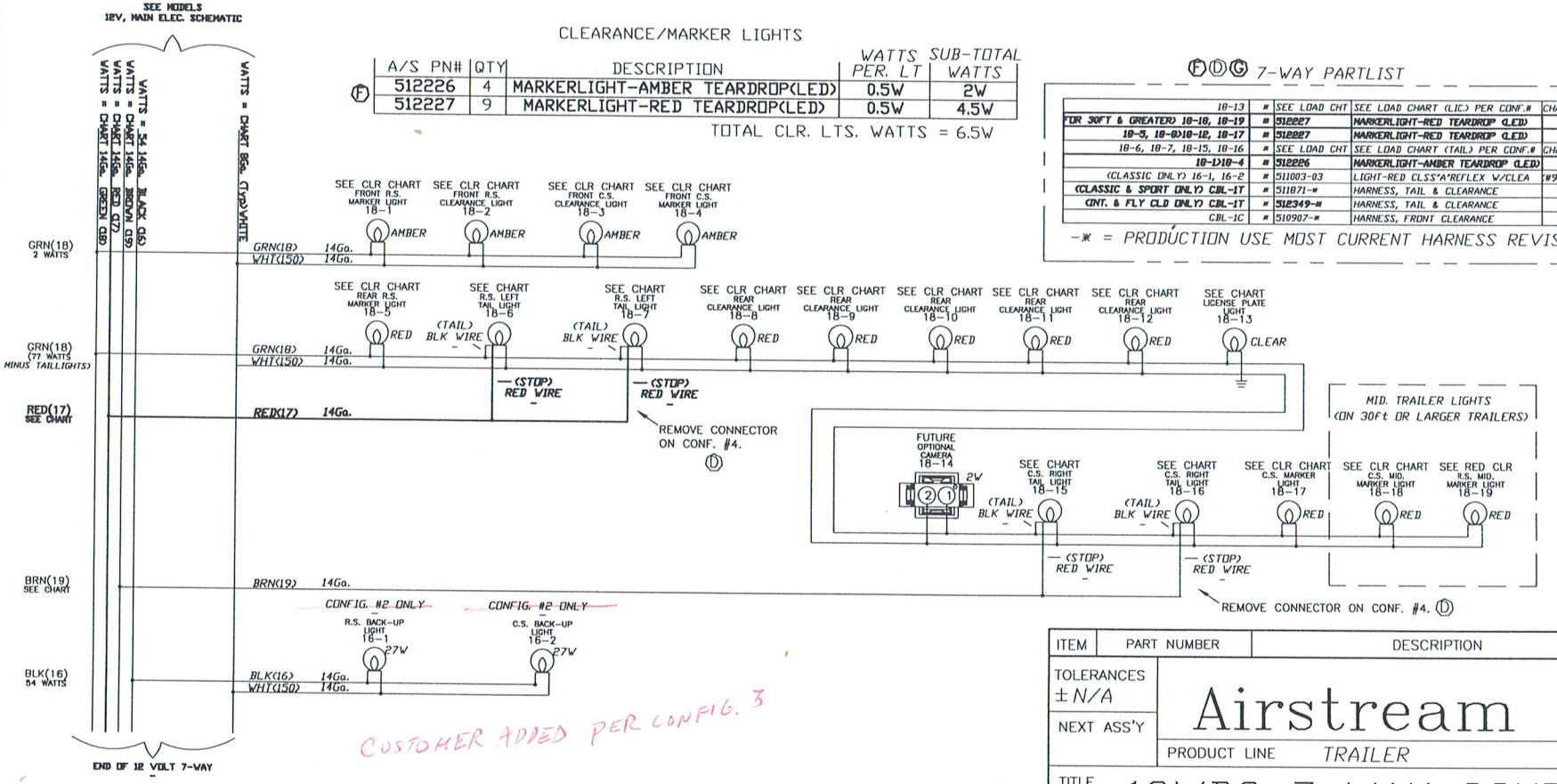

SEE SHEET #1 FOR NOTES

SHEET 2 OF 2

ITEM	PART NUMBER	DESCRIPTION	QTY	UM

TOLERANCES ± N/A

NEXT ASS'Y

Airstream

PRODUCT LINE TRAILER

DRAWN BY M.A.I.

APPROVED BY

TITLE 12VDC 7-WAY SCHEMATIC

SCALE	DATE	DRAWING NUMBER		REV.
N/A	04/13/05	95279 4S2	B	H

952893

LET	DATE	P.C.R.	REVISION RECORD	BY
-	3/07	E-00159	PROD. RELEASE	MI
A	4/07	E-00159	1ST PROD. UPDATES	MI

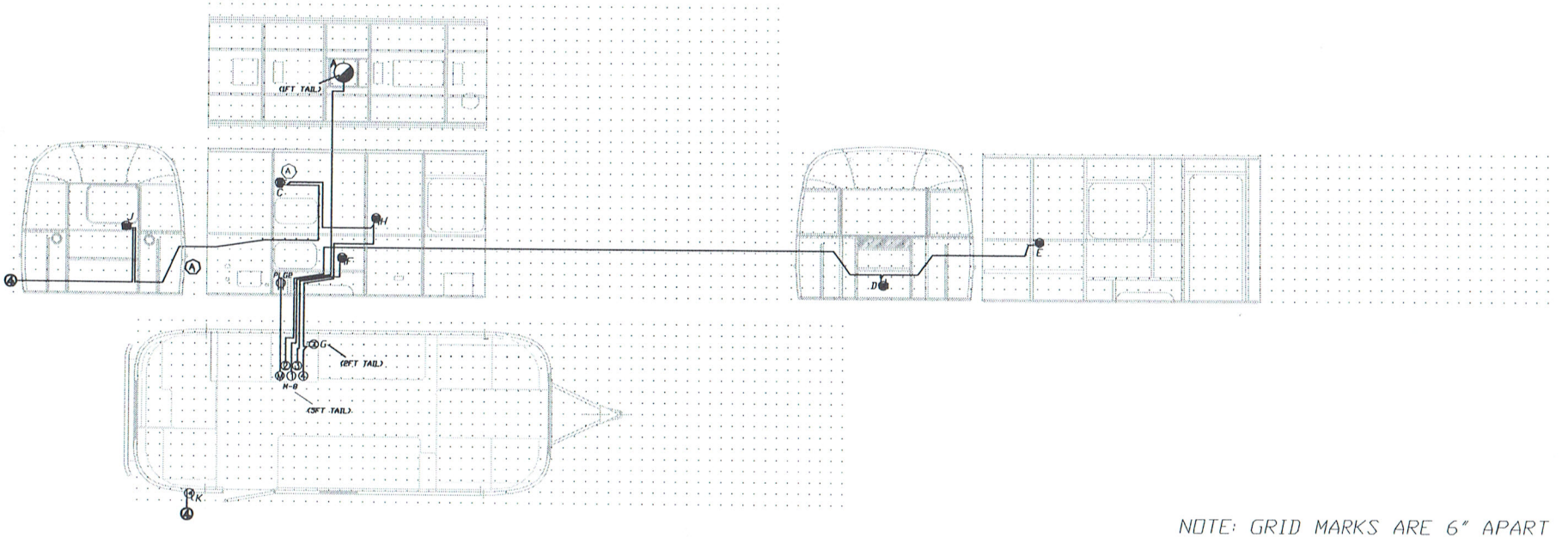

NOTE: GRID MARKS ARE 6" APART AND FOR REFERENCE ONLY.

120V. LOCATION CHART

CURBSIDE

SYMBOL	DESCRIPTION	FROM STA '0'	TO FLOOR	TO C.L.	MOUNT RECEPT.	INSTALL ON OPT.
K	EXTERNAL RECEPT.	-8"	6"	*	H	*
(A) E	DINETTE NIGHTSTAND RECEPT.	120"	30.75"	*	H	*
D	DINETTE RECEPT	FRONT WRAP	6"	0"	H	*

ROADSIDE

SYMBOL	DESCRIPTION	FROM STA '0'	TO FLOOR	TO C.L.	MOUNT RECEPT.	INSTALL ON OPT.
(A) J	BATH RECEPT.	REAR WRAP	35.5"	12"	H	*
C	TV RECEPT.	39"	60"	*	V	*
PLG2	MAIN SHORE 30AMP RECEPT. (EXTERNAL)	40"	6.13"	*	*	*
M-8	MAIN POWER CENTER (5FT TAIL)	51.43"	0"	15.85	*	*
G	REFER. DED. RECEPT. (2FT TAIL)	59"	19"	34.75"	V	*
F	MICRO. DED. RECEPT.	72"	20"	*	H	*
H	GALLEY RECEPT.	90"	41.5"	*	H	*

USA CHART

SEE SHEET #2 FOR OPTION WIRING. (OPTIONS MAY CHANGE THIS SHEET.)

CIR. #	WIRE TYPE	PN#	CUT LENGHT
MAIN	WIRE,#10-2 ROMEX W/GROUND (ORG)	510152	8FT
1	WIRE ROMEX 12-2 WITH GROUND (YEL)	500040	22FT
2	WIRE ROMEX 12-2 WITH GROUND (YEL)	500040	55FT
3	WIRE ROMEX 12-2 WITH GROUND (YEL)	500040	12FT
4	WIRE ROMEX 12-2 WITH GROUND (YEL)	500040	50FT

CANADA (CSA) CHART

SEE SHEET #2 FOR OPTION WIRING. (OPTIONS MAY CHANGE THIS SHEET.)

CIR. #			
MAIN	WIRE,ROMEX #10-2 W/GROUND CSA (ORG)	510002	8FT
1	WIRE,ROMEX #12-2 W/GROUND CSA (YEL)	510003	22FT
2	WIRE,ROMEX #14-2 W/GROUND CSA (WHT)	510004	55FT
3	WIRE,ROMEX #14-2 W/GROUND CSA (WHT)	510004	12FT
4	WIRE,ROMEX #14-2 W/GROUND CSA (WHT)	510004	50FT

RECEPT. LEGEND

A. AIR CONDITIONER (CIR. 1)
B. CONVERTER (PPART OF M-8, DIRECT WIRED) (CIR. 2)
C. MAIN AREA TV RECEPT. (CIR. 4) (A)
D. DINETTE RECEPT. (CIR. 2)
E. DINETTE NIGHTSTAND RECEPT. (CIR. 2)
F. MICROWAVE OVEN (SINGLE RECEPT.) (CIR. 3)
G. REFER. RECEPT (SINGLE) (CIR. 4)
H. GALLEY RECEPT. (CIR. 4)
J. BATH RECEPT (CIR. 4)
K. OUTSIDE RECEPT. (CIR. 4)

ITEM	PART NUMBER	DESCRIPTION	QTY	UM

TOLERANCES ±

NEXT ASS'Y

Airstream

FIRST USAGE: 22' SAFARI SPORT

DRAWN BY MI

APPROVED BY

TITLE 110V LOC/ROUT -

SCALE N.T.S. | DATE 3/30/07 | DRAWING NUMBER 952893 | D | REV A

510907-02

No.	Ga	Color	Cutting Length	Function
18	14	GREEN	256"	TAIL & CLR. LTS.
⏚	14	WHITE	268"	GROUND
*	*	*	*	*

WEIGHT: .90 LBS.

LET	DATE	E.C.N.	REVISION RECORD	BY
	5-90	4265	Production Release	J.S.
A	11-90	4282A	90 Was 70, 20 Was 12	J.S.
			Added Butt Connectors	
B	4/93	4409H	Rev. For 1994 A/S Trl.	R.A.
C	6/93	4409S	Delete 3 Breakouts	R.A.
D	12/00	4826B	Rev. To Add C.S & R.S. Side Marker	R.A.
			Lights, 80" Was 76"	
E	10/02	4947	11" WAS 4" RS/CS CLEARANCE ONLY	BS

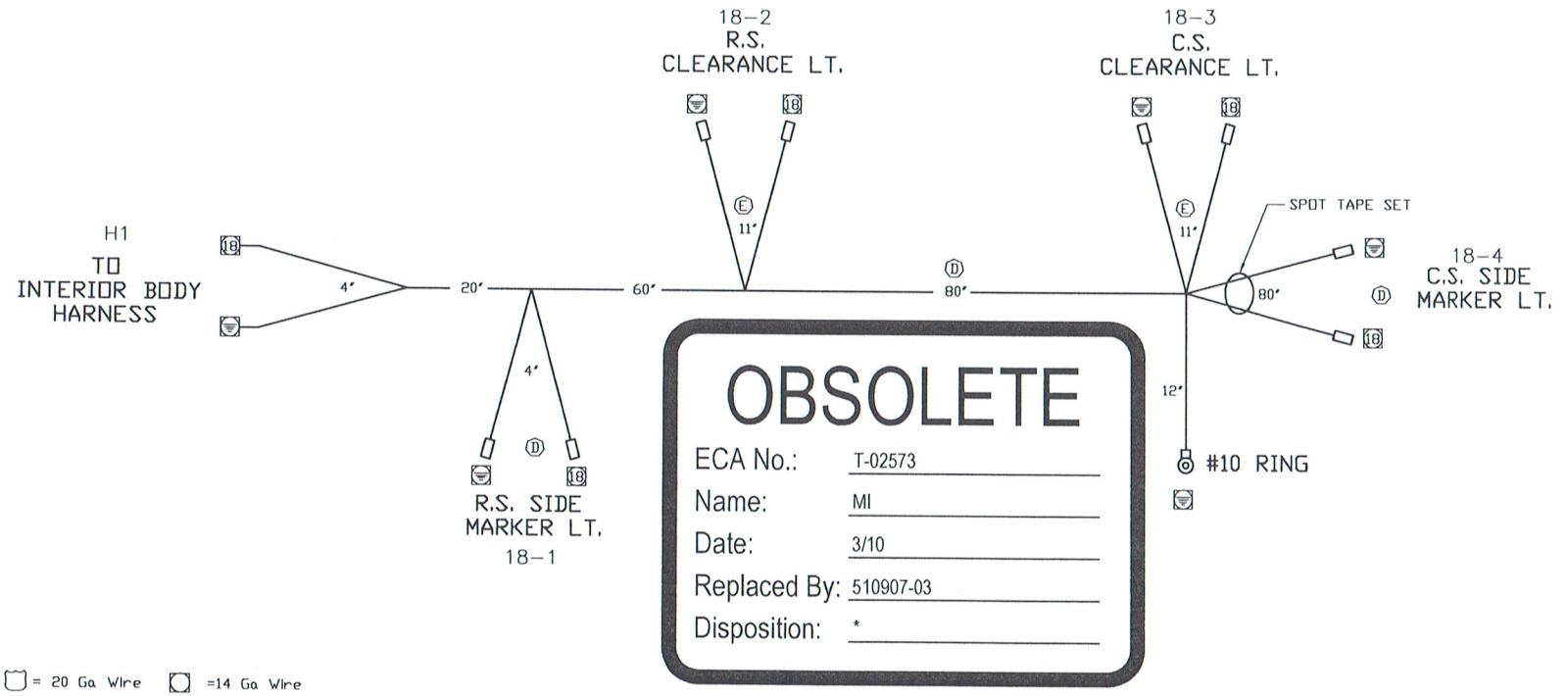

= 20 Ga Wire
=14 Ga Wire
= 18 Ga Wire
= 12 Ga Wire
= 16 Ga Wire
= 10 Ga Wire
= 8 Ga Wire

NOTE:
1) WIRE SHALL BE TEW 105°C UL & CSA HARNESS SHALL CONFORM TO 951066 SPEC.
2) REFERANCE DRAWING 952794 FOR LIGHT PLACEMENT PER CONFIGURATION.

Terminals
Bullet .180 Male
Bullet .180 Female
Butt Connector
Ring Miniature
Spade .250 Female
Spade .250 Male

ITEM	PART NUMBER	DESCRIPTION	QTY	UM
4	500419	TERMINAL, #10 RING, 14-16 GA.	1	EA
3	510537-08	WIRE,14 GA.,19 STRAND,GREEN	21.34	FT
2	510537-06	WIRE,14 GA.,19 STRAND,WHITE	22.34	FT
1	500125	CONNECTOR,BUTT SPLICE STA-KON #16	8	EA

TOLERANCES ±

NEXT ASS'Y

Airstream

FIRST USAGE: TRAILER

DRAWN BY RLA

APPROVED BY

TITLE Harness, Frnt. Clr. Lt.

SCALE	DATE	DRAWING NUMBER		REV.
1=1	10/02	510907-02	C	E

512241-01

Weight: 3.05 Lbs.

LET	DATE	E.C.N.	REVISION RECORD	BY
-	2/07	E-00159	Preliminary Release	RA
A	4/07	E-00159	Production Release	RA

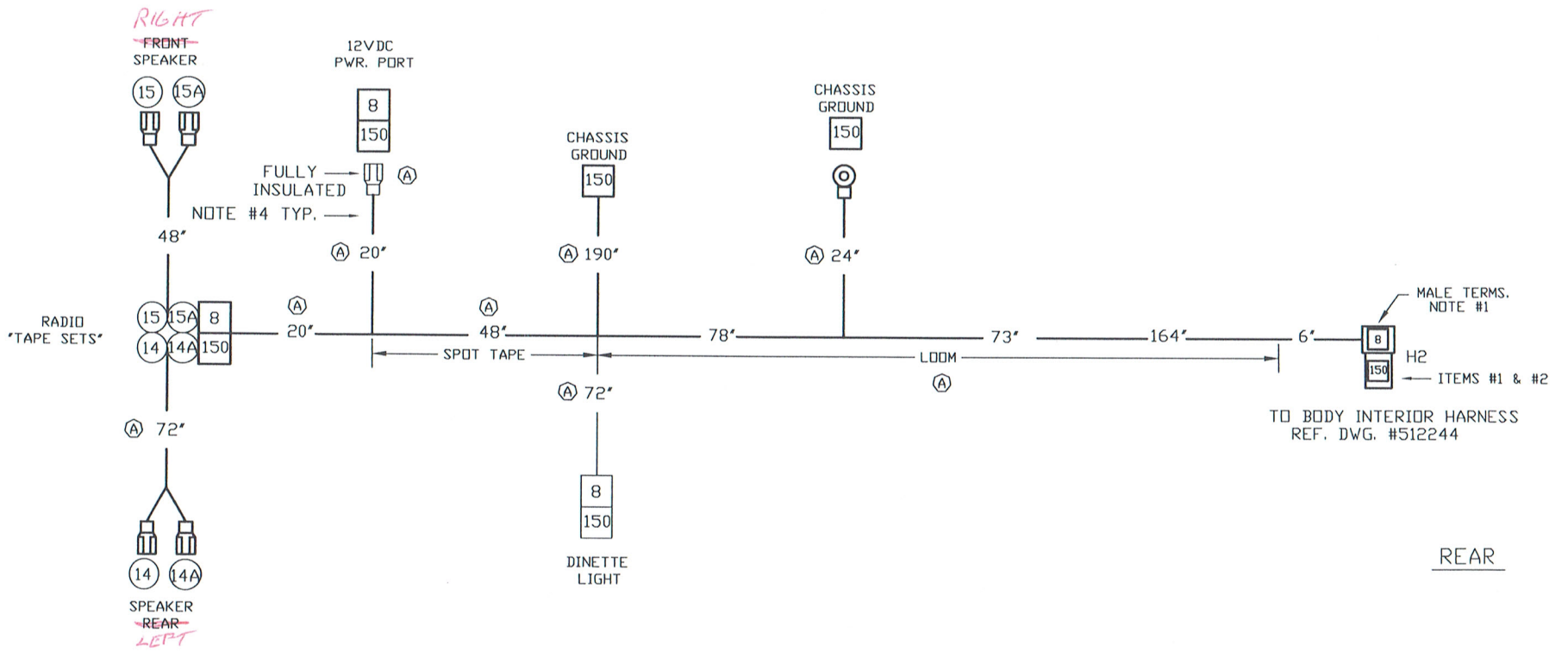

Wire Gauge Chart	
= 20 Ga Wire	= 14 Ga Wire
= 18 Ga Wire	= 12 Ga Wire
= 16 Ga Wire	= 10 Ga Wire
	= 8 Ga Wire

NOTE:
1. ALL CONNECTORS ARE WIRE SIDE VIEW.
2. ALL WIRES TO BE TEW, 105C, UL/CSA
3. ALL TERMINALS ARE INSULATED UNLESS NOTED.
4. SPOT TAPE ALL SETS

	No.	Ga	Color	Function
	8	12	Gray	+12V.
A	14	18	White	Front LH Spkr.(+)
A	14A	18	White/blk	Front LH Spkr.(-)
A	15	18	Gray	Front RH Spkr.(+)
A	15A	18	Gray/blk.	Front RH Spkr.(-)
	150	*	White	Chassis Ground

Terminals
Spade .110 Female
Bullet .180 Male
Bullet .180 Female
Bullet .156 Female
Bullet .156 Male
Butt Connector
Ring .25" I.D.
Spade .250 Female
Spade .250 Male
Coax Connector

ITEM	PART NUMBER	DESCRIPTION	QTY	UM
2	510833-03	TERMINAL MALE 10-12 #2977994	2	EA
1	510835-01	CONNECTOR 2-WAY MALE, #2984883	1	EA

TOLERANCES ±.25"

NEXT ASS'Y -

Airstream

PRODUCT LINE 22' Safari Sport Trl.

DRAWN BY RUSS A

APPROVED BY

TITLE Harness, Ceiling, C.S.

SCALE NTS

DATE 02/21/07

DRAWING NUMBER 512241-01

C

REV. A

512240-01

Weight: 6.10 Lbs.

LET	DATE	E.C.N.	REVISION RECORD	BY
-	2/07	E-00159	Preliminary Release	RA
A	4/07	E-00159	Production Release	RA

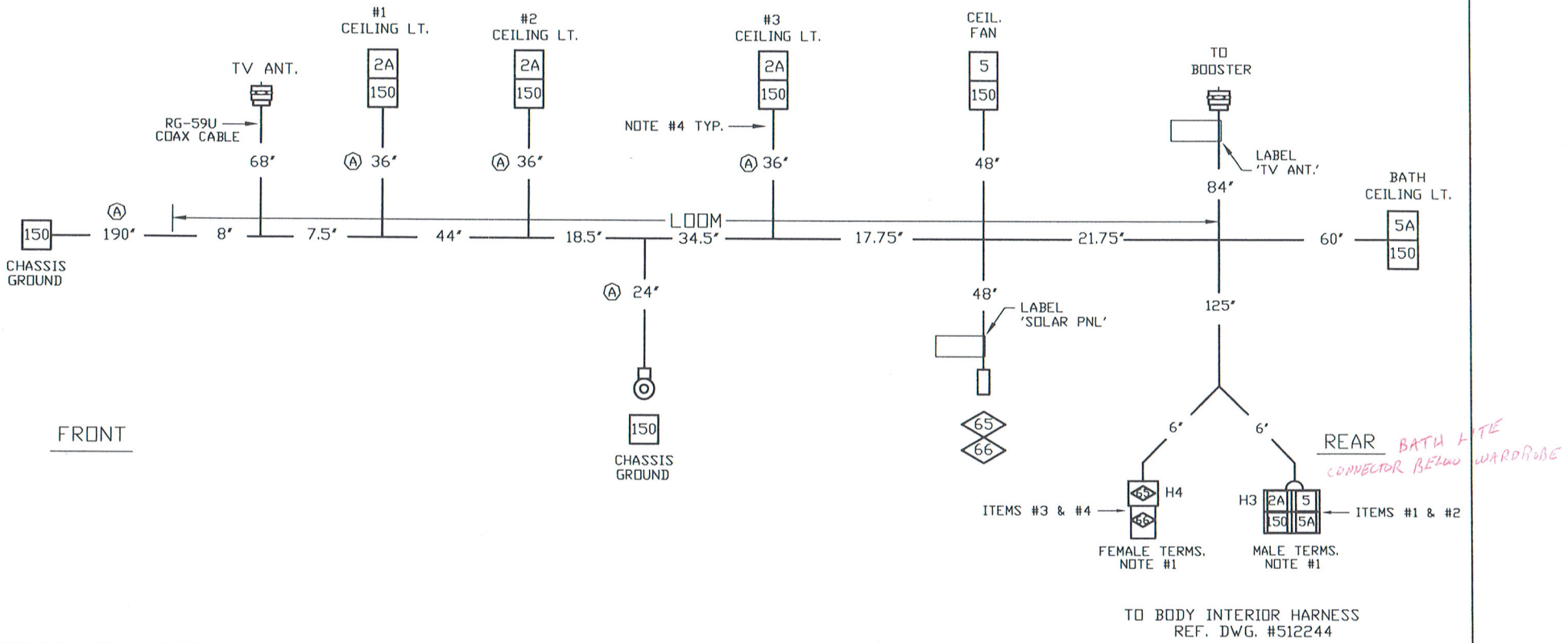

Wire Gauge Chart

= 20 Ga Wire	= 14 Ga Wire
= 18 Ga Wire	= 12 Ga Wire
= 16 Ga Wire	= 10 Ga Wire
	= 8 Ga Wire

NOTE:
1. ALL CONNECTORS ARE WIRE SIDE VIEW.
2. ALL WIRES TO BE TEW, 105C, UL/CSA
3. ALL TERMINALS ARE INSULATED UNLESS NOTED.
4. SPOT TAPE ALL SETS

No.	Ga	Color	Function
2A	12	Yellow/blk.	#1, #2, #3 Ceiling Lts.
5	12	Blue	+12V.
5A	12	Blue/blk.	Bath Light
65	10	Yellow	Solar Pnl. (+)
66	10	Green	Solar Pnl. (-)
150	*	White	Chassis Ground

Terminals

- Spade .110 Female
- Bullet .180 Male
- Bullet .180 Female
- Bullet .156 Female
- Bullet .156 Male
- Butt Connector
- Ring .25" I.D.
- Spade .250 Female
- Spade .250 Male
- Coax Connector

ITEM	PART NUMBER	DESCRIPTION	QTY	UM
4	510834-04	TERMINAL FEMALE 10 #6288913	2	EA
3	510835-02	CONNECTOR 2-WAY, FEMALE,#2973781	1	EA
2	510833-03	TERMINAL MALE 10-12 #2977994	4	EA
1	510836-01	CONNECTOR 4-WAY, MALE, #629454	1	EA

TOLERANCES ±.25"

NEXT ASS'Y -

Airstream

PRODUCT LINE 22' Safari Sport Trl.

DRAWN BY RUSS A

APPROVED BY

TITLE Harness, Ceiling, R.S.

SCALE NTS | DATE 2/19/07 | DRAWING NUMBER 512240-01 | C | REV. A

511871-03

REPLACES PN: 510905-07

LET	DATE	E.C.N.	REVISION RECORD	BY
–	4/04	*	Quote Only	RA
A	3/05	5135	2006 M.Y. Production Release	RA
B	6/05	5124-A	JAPANESE NOTE UPDATE	MI
C	4/06	T-00509	MOVE CLR LT WIRE BREAK-OUT	MI

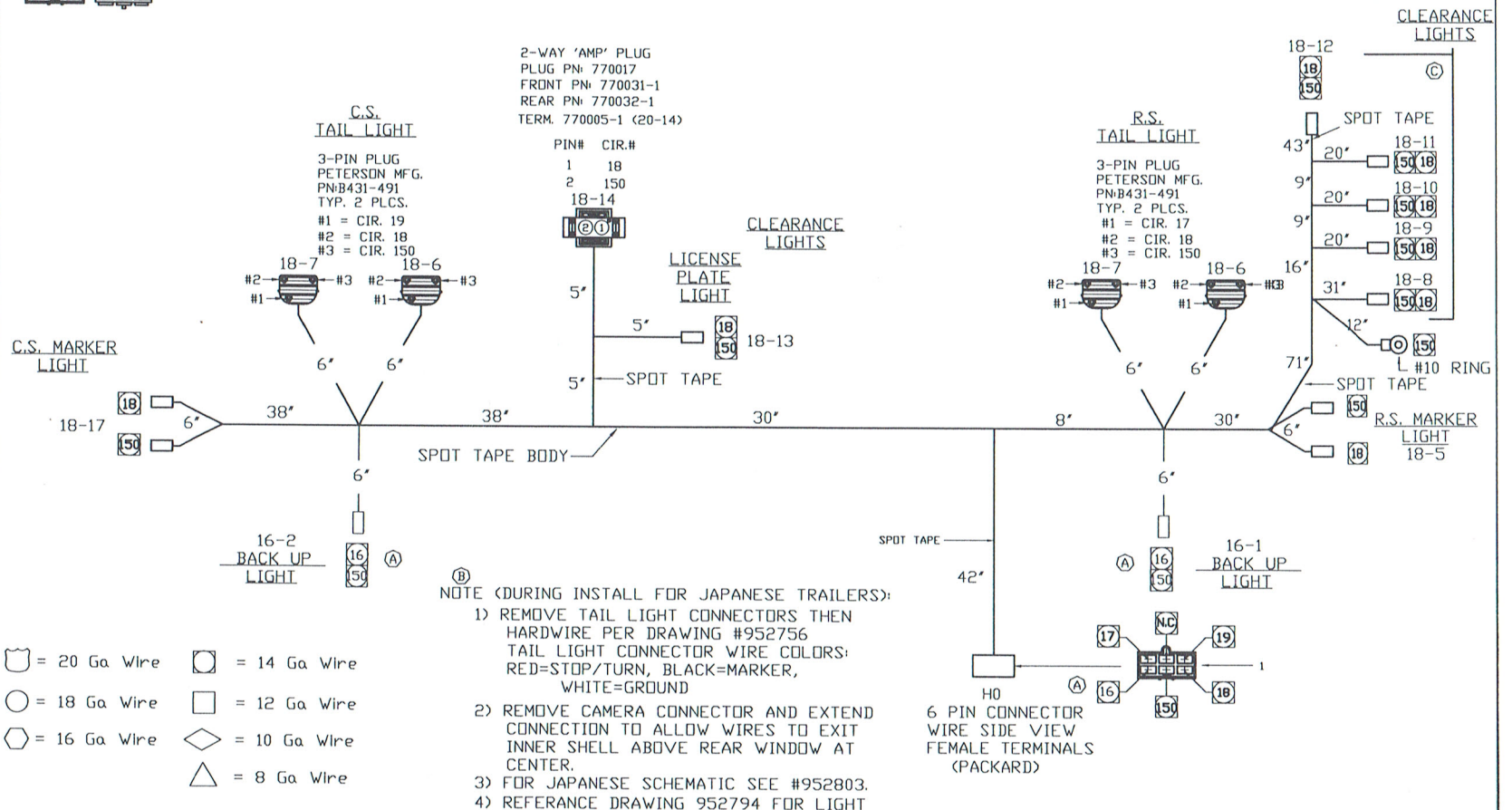

= 20 Ga Wire
= 14 Ga Wire
= 18 Ga Wire
= 12 Ga Wire
= 16 Ga Wire
= 10 Ga Wire
= 8 Ga Wire

Ⓑ NOTE (DURING INSTALL FOR JAPANESE TRAILERS):

1) REMOVE TAIL LIGHT CONNECTORS THEN HARDWIRE PER DRAWING #952756
TAIL LIGHT CONNECTOR WIRE COLORS:
RED=STOP/TURN, BLACK=MARKER,
WHITE=GROUND
2) REMOVE CAMERA CONNECTOR AND EXTEND CONNECTION TO ALLOW WIRES TO EXIT INNER SHELL ABOVE REAR WINDOW AT CENTER.
3) FOR JAPANESE SCHEMATIC SEE #952803.
4) REFERANCE DRAWING 952794 FOR LIGHT PLACEMENT PER CONFIGURATION.

NOTE:
WIRE SHALL BE TEW, 105C, UL & CSA LISTED.

RECOMMENDED VENDOR:
QUALITRONICS
TELEPHONE: (765) 966-2039

No.	Ga	Color	Cutting Length	USA Function
16	14	BLACK	*	BACK-UP LTS
17	14	RED	*	LFT. TURN & STOP
18	14	GREEN	*	TAIL, CLRNCE LTS
19	14	BROWN	*	RT. TURN & STOP
150	14	WHITE	*	GROUND
*	*	*	*	*

Terminals

- Bullet .180 Male
- Bullet .180 Female
- Butt Connector
- Ring Miniature
- Spade .250 Female
- Spade .250 Male

ITEM	PART NUMBER	DESCRIPTION	QTY	UM
2	510834-02	TERMINAL FEMALE 14-16 #2965511	5	EA
1	510837-02	CONNECTOR 6-WAY, FEMALE,#2977044	1	EA

TOLERANCES ± –
NEXT ASS'Y –
FIRST USAGE: Trailers

Airstream

DRAWN BY RUSS A.
APPROVED BY

TITLE Harness, Tail & Clr. Light

SCALE	DATE	DRAWING NUMBER		REV.
N/A	04/26/04	511871-03	C	C

16 BU-LITE

512244-05

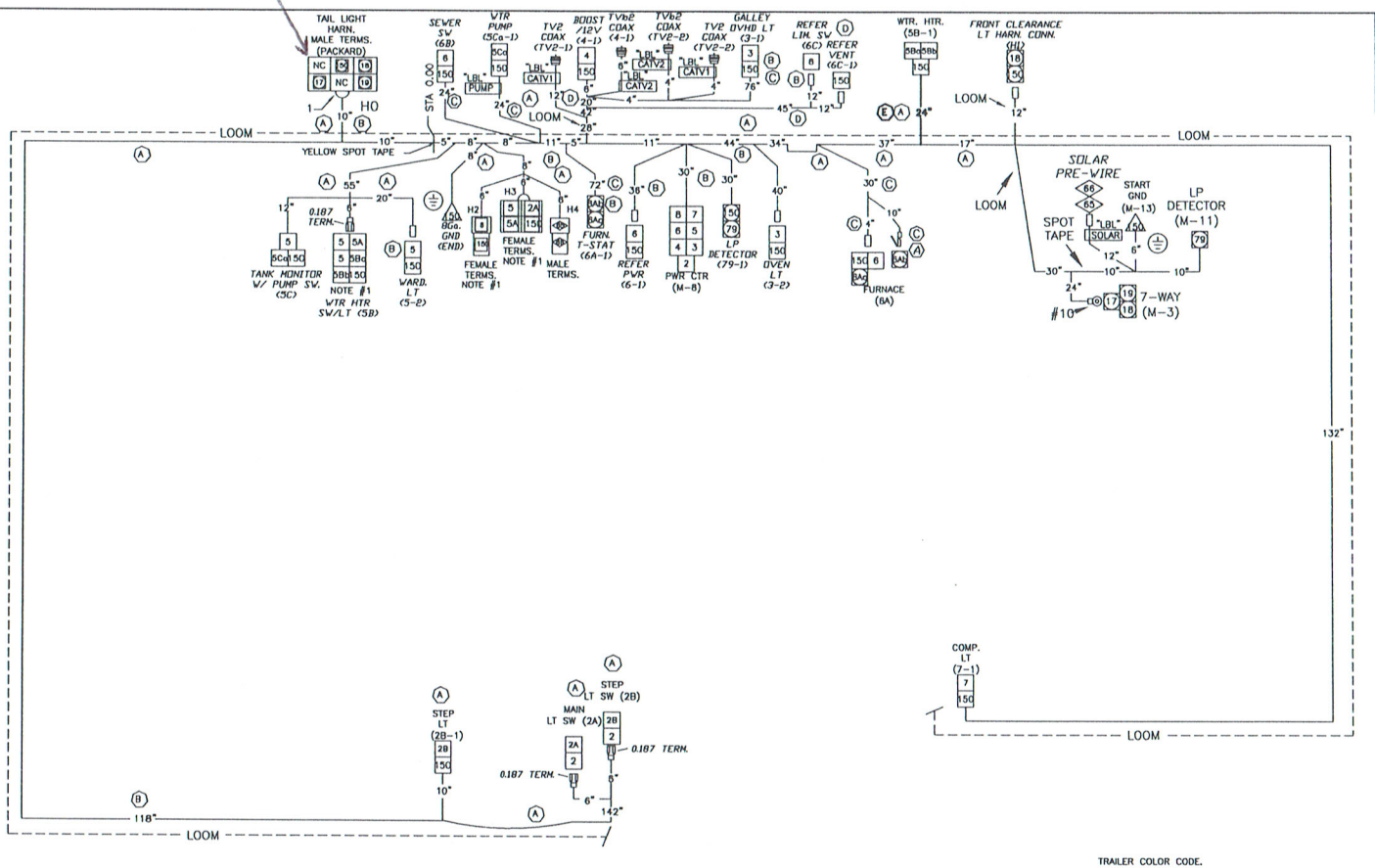

LET	DATE	P.C.R.	REVISION RECORD	BY
-	2/07	E-00159	Production Release	MI
A	4/07	E-00159	1ST. PROD. CHANGES	MI
B	6/07	E-00159	ADDITIONAL PRODUCT CHANGES	MI
C	7/07	T-01684	UPDATED FURNACE CONNECTION	MI
D	9/07	T-01796	MOVE 6C & 6C-1 HARN. BREAKOUT	MI
E	9/07	T-01934	REV 24" WAS 12" LONG	KP

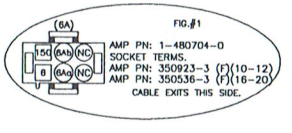

FIG.#1

AMP PN: 1-480704-0 SOCKET TERMS.
AMP PN: 350923-3 (F)(10-12)
AMP PN: 350536-3 (F)(16-20)
CABLE EXITS THIS SIDE.

Wire Gauge Chart	
= CAT-5 (RJ45)	= PHONE (RJ11)
= 26 Ga Wire	= 14 Ga Wire
= 20 Ga Wire	= 12 Ga Wire
= 18 Ga Wire	= 10 Ga Wire
= 16 Ga Wire	= 8 Ga Wire

NOTE:
#1. ALL CONNECTORS ARE WIRE SIDE VIEW.
#2. ALL WIRE TO BE TEW, 105C, UL/CSA LISTED.
#3. ALL TERMS. ARE INSULATED UNLESS NOTED.
#4. CIR'S. 85, 86 TO BE LABELED SOLAR PNL. AT BOTH ENDS OF CIRCUIT.
a) COIL PRE-WIRE INSIDE SKIN BESIDE VENT.
#5. USE RG6 COAX BETWEEN TV2-1 AND TV2-2 ALL OTHER COAX CONNECTIONS USE RG59.
#6. ATTACHED CEILING HARNESS GROUND BONDS AT MAIN DC GROUND BAR (M-13) AND THE A/C UNIT. THE A/C BONDS ARE TO BE ACCESSIBLE WHEN THE A/C VENT IS REMOVED. ATTACH WITH SHELF TAP SCREW AND STAR WASHER. RING TERMINAL = #10.
#7. "LBL" = ATTACH WHITE LABEL WITH BLACK TEXT. SEE WIRE BREAKOUT FOR DISCRIPTION.

Weight: 22 Lbs.

Terminals
Bullet .180 Male
Bullet .180 Female
Butt Connector
Ring .250 I.D.
Multi-Stack Disconn.
Spade .250 Female
Spade .250 Male
Coax Connector

Use above terminal sizes unless noted otherwise.

HARNESS CONNECTION CHART		
SYM.	DRAWING# (*1)	
	AIRSTREAM #	DESCRIPTION
H0	511871	Tail & Clearance Harn.
H1	510907	Front Clearance Harn.
H2	512241	Curb Side Ceil'g Harn.
H3	512240	Road Side Ceil'g Harn.
H4	512240	Road Side Ceil'g Harn.

*1) THE HARNESS CHART ONLY SHOWES THE BASE DRAWING NUMBER WITHOUT REVISION.

TRAILER COLOR CODE.

No.	Ga.	COLOR	FUNCTION
2	12	YELLOW	+12VDC MAIN
2A	12	YEL/blk	MAIN CEIL'G LT.
2B	12	YEL/blu	STEP LT.
3	12	PINK	+12VDC MAIN
4	12	BROWN	+12VDC MAIN
5	12	BLUE	+12VDC MAIN
5A	12	BLU/blk	BATH CEIL'G LTS
5Bo	12	BLU/red	WTR HTR GAS SW
5Bb	12	BLU/org	WTR HTR LOCK-OUT LT
5Co	12	BLU/yel	WATER PUMP
6	12	RED	+12VDC MAIN
6Aa	18	BLU/blk	FURN. THERMOSTAT
6Ab	18	BLU/wht	FURN. THERMOSTAT
7	12	BLACK	+12VDC MAIN
8	12	GRAY	+12VDC MAIN
14	18	BLUE	Spkr. (LF+)
14A	18	BLACK	Spkr. (LF-)
15	18	RED	Spkr. (RF+)
15A	18	BLACK	Spkr. (RF-)
17	14	RED	LEFT TURN & STOP
18	14	GRN	CLEAR. & TAIL LTS.
19	14	BROWN	RIGHT TURN & STOP
65	10	YEL	+ FROM SOLAR PANEL
66	10	GREEN	- FROM SOLAR PANEL
79	14	BLK/wht	LP DETECTOR
150	*	WHITE	GROUND
COAX	RG59	GRAY	RG59 COAX
COAX	RG6	GRAY	RG6 COAX

NOTE #5

ITEM	PART NUMBER	DESCRIPTION	QTY	UM
6	510833-02	TERMINAL MALE 14-16 #2971962	4	EA
5	510833-03	TERMINAL MALE 10-12 #2977994	2	EA
4	510834-03	TERMINAL FEMALE 12 #2965143	6	EA
4	510835-01	CONNECTOR 2-WAY, MALE, 2984883	1	EA
3	510835-02	CONNECTOR 2-WAY, FEMALE, 2973781	1	EA
2	510836-02	CONNECTOR 4-WAY, FEMALE	1	EA
1	510837-01	CONNECTOR 6-WAY, MALE, 2977042	1	EA

TOLERANCES ±

NEXT ASS'Y

Airstream

FIRST USAGE: 22FT SAFARI SPORT

DRAWN BY MI

APPROVED BY

TITLE HARNESS, INT. BODY

SCALE	DATE	DRAWING NUMBER		REV.
N.T.S.	03.1.07	512244-05	D	E